


SERVICE MANUAL

SOLID STATE 20" Color Television Receiver



MODEL : GT-9320CZ

PAL - BG

FTZ W/ FASTEXT

GERMAN STEREO

PHILIPS IC

CT-m 487

SPECIFICATION

SYSTEM	:	PAL- B/G				
		---- TV SECTION ----		CATV.		
CHANNEL COVERAGE	VHF LOW	:	2-4	CH.	Y-S1	CH.
	VHF HIGH	:	5-12	CH.	S2-S20	CH.
	UHF	:	21-69	CH.		
FREQUENCY RANGE	VHF LOW	:	47-68	MHz	75-111	MHz
	VHF HIGH	:	174-230	MHz	111-300	MHz
	UHF	:	470-862	MHz		
VISION/SOUND SEPARATION		:	5.5	MHz		
FREQUENCY VIDEO IF		:	38.9	MHz		
	SOUND IF	:	33.4	MHz		
STEREO SENSITIVITY		:	45	dBuV		
SENSITIVITY	VHF LOW	:	47	dBuV		
(AT 30dB S/N)	VHF HIGH	:	47	dBuV		
	UHF	:	50	dBuV		
SCANNING LINES		:	625	lines		
	HORIZONTAL	:	15625	Hz		
	VERTICAL	:	50	Hz		
OUTPUT POWER MAXIMUM		:	1800	mW		
	10% THD	:	1300	mW		
C R T .		:	20" DIAGONAL, 90 DEGREES DEFLECTION ANGLE			
SPEAKER		:	2" x 3 - 1/2" 16 OHM 3W			
ANTENNAL EXTERNAL		:	75	OHM		
POWER CONSUMPTION		:				

VIF ALIGNMENT

A. Preparation Step (See Fig. 1)

- (i) Connect AGC bias voltage to pin 10 at IC102, the DC Supply should be turned off this time.
- (ii) Connect 14V B+ bias voltage to D404 (-) and Ground.
- (iii) Connect 14V B+ bias voltage to c917 (+) and ground.
- (iv) Connect sweep generator to tuner test point and Ground.

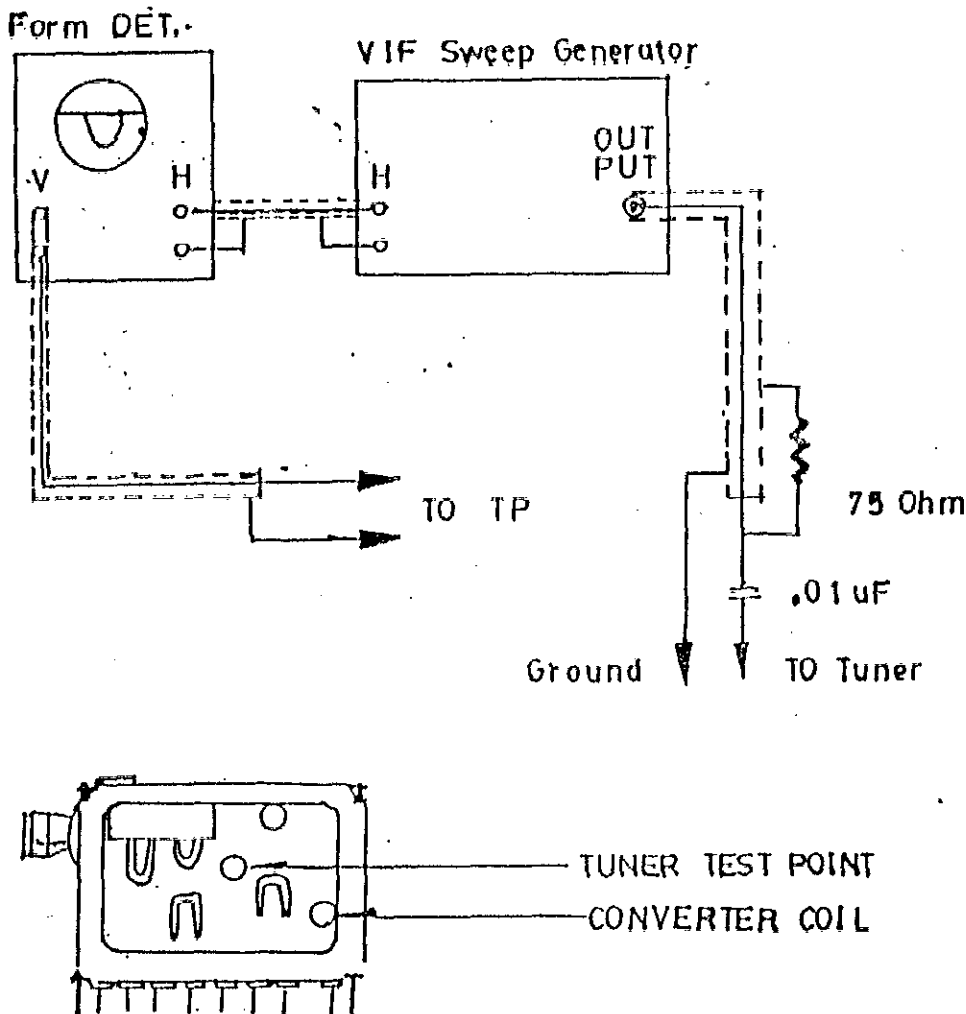


Fig. 1

B. Tank Coil Alignment Step (See Fig. 2)

- (i) Calibrate the Division of waveform Detector equal to 1V per div.
- (ii) The output of sweep generator should be -50dB.
- (iii) Connect the waveform detector between TP106 and ground.
- (iv) Connect a 47K Resistor between pin 7 to pin 22 at IC102.
- (v) Connect a 4K7 Resistor between pin 23 to Ground at IC102.
- (vi) Adjust AGC bias until the waveform just saturate.
- (vii) Adjust T101 to obtain the waveform as Fig.2.

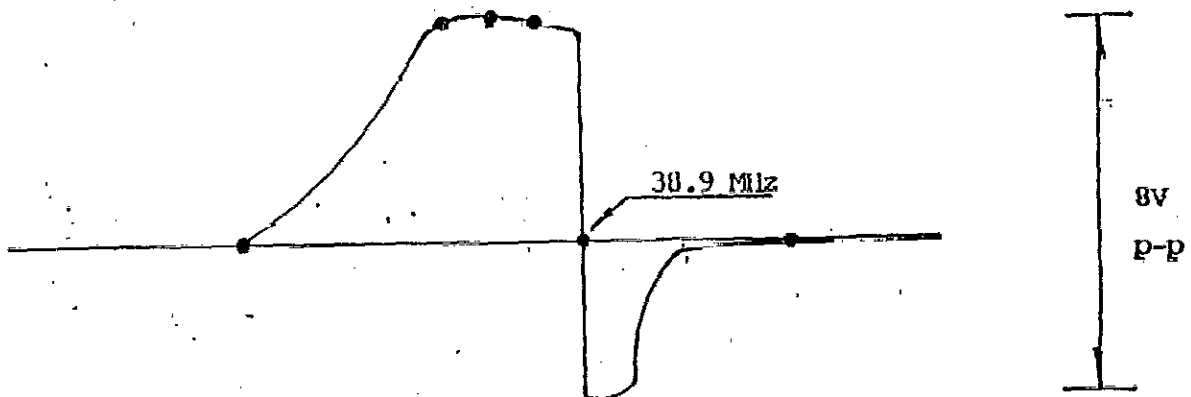


Fig. 2

(C) VIF ALIGNMENT

- (1) Connect waveform detector to TP102 and Ground.
- (ii) Connect 100 ohm resistor between TP103 and TP104.
- (iii) Reduce output level of sweep generator to -50dB.
- (iv) Adjust AGC bias to maintain the waveform achieve 1V p-p.
- (V) Adjust tuner convertor coil to obtain the waveform as Fig.3.

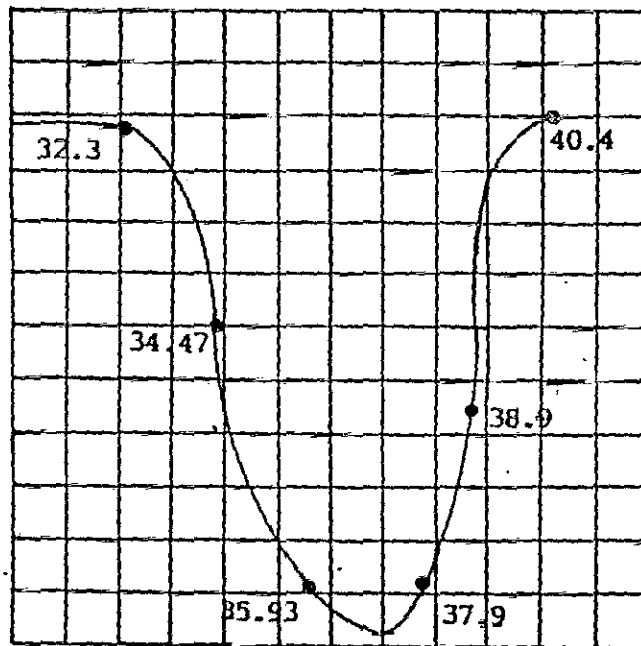
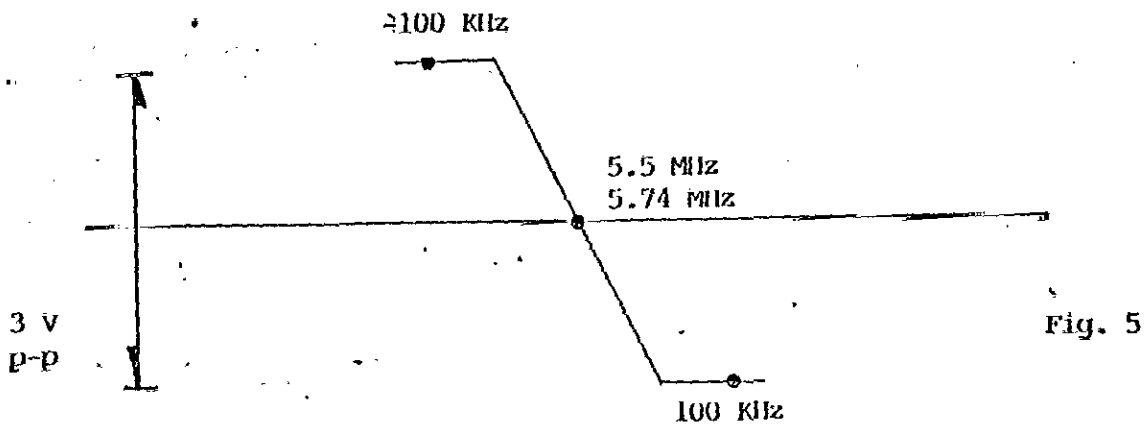


Fig. 3 .

F. SIF ALIGNMENT

- (i) Connect the sweep generator to TP105.
- (ii) Connect waveform detect to PIN 1 and PIN 3 at CN306.
- (iii) Connect AGC Bias voltage to TP101.
- (iv) The output of sweep generator should be -40dB.
- (v) Adjust T104 and T102 to obtain the waveform as Fig.5.



PAL COLOUR ALIGNMENT

- (1) Receive Philips Pattern.
- (2) Connect Oscilloscope to TP304.
- (3) Set color control to maximum position.
- (4) Adjust T301, and VR302 to obtain the waveform as Fig.6.

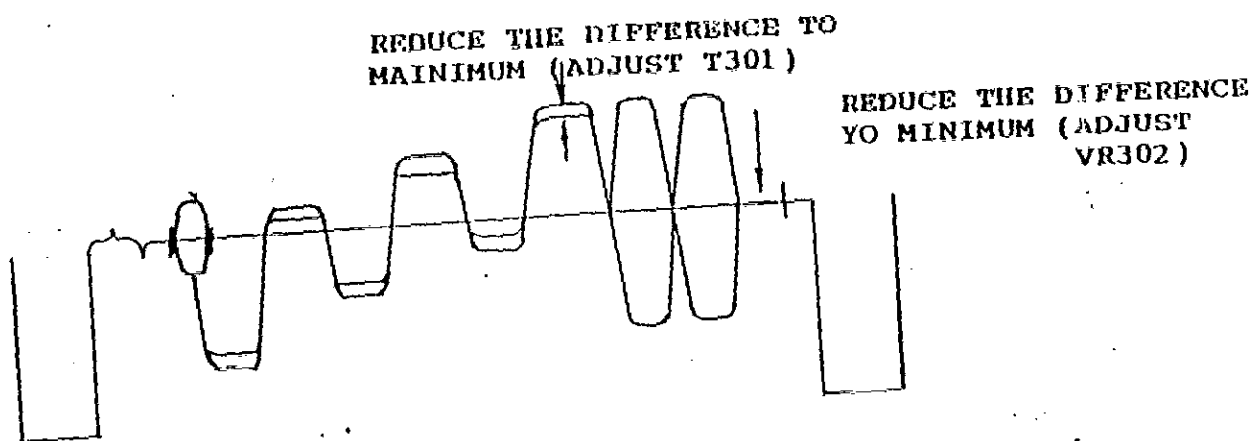


Fig.6

G. STEREO and Dual Sound Alignment

- (1) Receive color bar pattern (with stereo and Dual Sound).
- (2) Connect oscilloscope to TP001 and TP002.
- (3) Adjust T001, VR001 and VR003 to obtain a maximum amplitude as Fig.6 & Fig. 7.

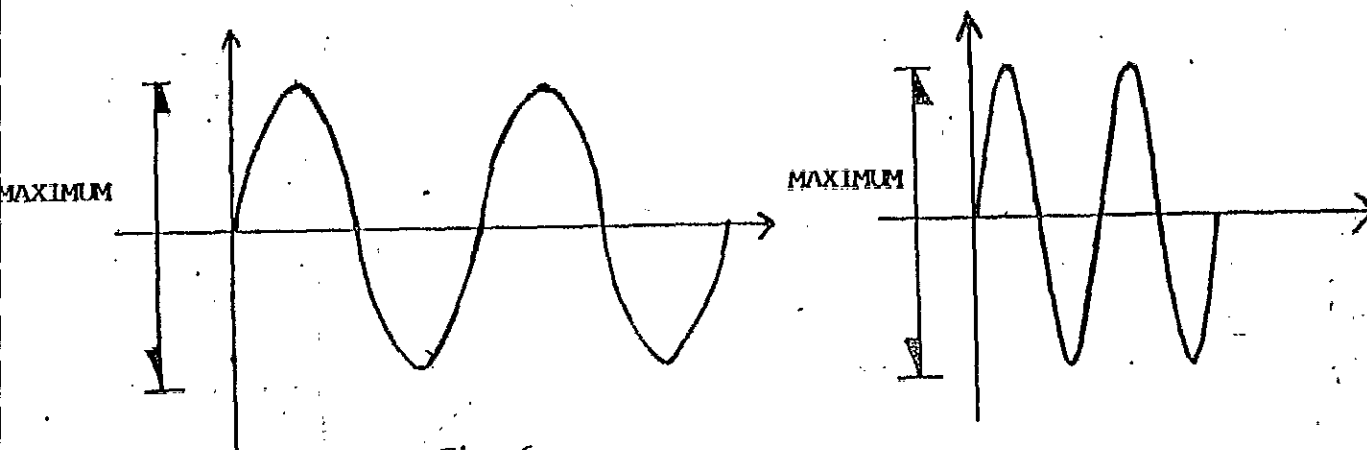


Fig. 6

II. Separation Alignment

- (1) Receive color bar pattern (with stereo sound, L 3 KHz R 1 KHz).
- (2) Connect Digital multimeter to PIN 1 at CN201 and ground.
- (3) Adjust volume control to obtain a 0.89 Vrms.
- (4) Switch off the left channel signal (3 KHz) from the signal generator.
- (5) Adjust VR002 to make a minimum output level.

B+ ADJUSTMENT

- 1) Connect a digital volt meter to TPB+ and ground.
- 2) Set Brightness, contrast and colour to minimum.
- 3) Adjust VR901 and obtain a reading of 112v.

HORIZONTAL CIRCUIT ADJUSTMENT

- 1) Receive Monoscope Pattern input signal 80dBuV.
- 2) Connect terminal 25 pin of IC102 and the ground with the Elect.Cap. 10/16
- 3) Adjust VR103 to obtain the picture running at center.
- 4) Adjust VR102 to obtain the picture at center.

VERTICAL CIRCUIT ADJUSTMENT

- 1) Receive the Monoscope Pattern.
- 2) Adjust V-size (VR401) to obtain a normal picture.

WHITE BALANCE ALIGNMENT STEP

(de-guss the picture by deguassing coil if necessary)

- 1) Turn the brightness, contrast and picture control to minimum value.
- 2) Turn VR501,502,504 to middle position. Turn VR503,505 to middle position.
- 3) Turn VR301 to middle position.
- 4) Receive a black and white pattern.
- 5) Connect a digital meter between G2 and Ground on CRT Board.
- 6) Adjust screen voltage on FBI to obtain a 310V.
- 7) Adjust VR502,503,504,505 to obtain a uniformly white picture (9300°K)

SUB-BRIGHTNESS ALIGNMENT

- 1) Receive a colour bar pattern.
- 2) Turn the brightness, contrast and colour to minimum.
- 3) Adjust VR301 until the brightest bar can just be seen.

FOCUS ALIGNMENT

- 1) Set the brightness and contrast to middle position.
- 2) Receive a monoscope pattern.
- 3) Adjust focus control to obtain sharpest picture.

AGC ALIGNMENT

- 1) Receive C169 (UIIF) and input field strength in 63dB \pm 3dB input.
- 2) Adjust VR101 to the point where noise is disappeared.

VOLTAGE TABLE FOR IC

SYMBOL. PIN NO.	IC305 (V)	IC303 (V)	IC901 (V)	IC401 (V)	IC201 (V)
1	7.4	5.1	10.6	1.2	1.2
2	7.4	0	GND	GND	0.01
3	GND	3.8	5	1.3	GND
4	2.2	0		GND	15.3
5	2.3	3.9		12.6	0.01
6	8.0	3.5		25	1.2
7	11.4	GND		NC	16.2
8	5.6	GND		5.7	7.8
9	3.2	3.3		24.6	15.2
10	7.8	3.8			7.8
11	2.9	0.8			16.2
12	7.6	5.1			GND
13	2.1	5.1			
14	7.1	NC			
15	0.9	4.4			
16	NC	9.8			
17		3.4			
18		9.5			
19		NC			
20		3.1			
21		NC			
22		4.4			
23		GND			
24		5.1			

NOTE : VOLTAGE ARE TAKEN UNDER TUNED CONDITION WITH

- CONTRAST : Maximum Position
- BRIGHTNESS : Maximum Position
- COLOR : Maximum Position
- SIGNAL INPUT : 80 dBV
- CHANNEL SETTING : The Last Channel of UHF High
- SIGNAL PATTERN : Colour Bar

VOLTAGE TABLE FOR IC

SYMBOL PIN NO.	IC001 (V)	IC002 (V)			
1	5.6	NC			
2	5.6	NC			
3	7.4	NC			
4	11.1	NC			
5	7.3	NC			
6	7.3	GND			
7	7.3	GND			
8	7.3	GND			
9	0.06	9.3			
10	NC	9.3			
11	5.6	GND			
12	GND	GND			
13	11.2	0.01			
14	9.2	11.2			
15	9.2	11.2			
16	GND	11.2			
17	5.0				
18	GND				
19	5.0				
20	NC				
21	NC				
22	5.5				
23	5.5				
24	5.5				
25	5.5				
26	5.5				
27	5.5				
28	7.2				

NOTE : VOLTAGE ARE TAKEN UNDER TUNED CONDITION WITH

- CONTRAST : Maximum Position
- BRIGHTNESS : Maximum Position
- COLOR : Maximum Position
- SIGNAL INPUT : 80 dBV
- CHANNEL SETTING : The Last Channel of UHF High
- SIGNAL PATTERN : Colour Bar

VOLTAGE TABLE FOR IC

SYMBOL PIN NO.	IC601 (V)	IC102 (V)	IC302 (V)	IC304 (V)	IC301 (V)
1	4.49	5.4	3.6	3.5	0.01
2	0.16	2.4	GEN	11.7	0
3	4.9	2.8	3.6	8.3	0
4	4.9	3.2	3.6	8.4	0
5	4.9	3.7	3.6	8.0	0
6	NC	GEN	3.6	0.9	0
7	0	11.8	3.6	0.1	0
8	5.0	3.4	0	4.1	0
9	2.0	3.4	0.14	4.3	0
10	0.57	3.3	0.02	4.1	GEN
11	GEN	1.8	3	2.8	2.3
12	4.16	NC	0.02	4.9	0
13	5	3	3	NC	2.3
14	5	1.4	12	4.1	0
15	5	NC	0.02	0.7	2.3
16	5	GEN	2.9	2.3	0
17	5	4		2.2	0.01
18	0.1	6.5		GEN	0
19	5	5.1		3.5	0.01
20	5	7.2		3.5	5
21	GEN	7.2			
22	0	10			
23	0	2.6			
24	0	2.6			
25	0	5.3			
26	0.4	0.8			
27	-0.24	0.9			
28	5	3.1			
29	4.9				
30	GEN				
31	2.48				
32	2.1				
33	5				
34	4.96				
35	4.9				
36	0.2				
37	0.02				
38	GEN				
39	3.16				
40	2.8				
41	0.16				
42	5				

NOTE : VOLTAGE ARE TAKEN UNDER TUNED CONDITION WITH

- CONTRAST : Maximum Position
- BRIGHTNESS : Maximum Position
- COLOR : Maximum Position
- SIGNAL INPUT : 80 dBuV
- CHANNEL SETTING : The Last Channel of UHF High
- SIGNAL PATTERN : Colour Bar

VOLTAGE TABLE FOR IC

SYMBOL PIN NO.	IC701 (V)	IC602 (V)	IC101 (V)	IC103 (V)	IC802 (V)
1	3.0	GND	1.8	15.5	NC
2	3	5	2.1	GND	4.2
3	0	GND	2.6	11.9	2.2
4	NC	GND	1.8		2.2
5	NC	2.9	1.8		3.8
6	NC	3.3	2.1		1.3
7	0	5	2.1		1.2
8	NC	5	1.8		3.6
9	0		1.8		3.6
10	0		4.0		3.7
11	0		4.0		0
12	0		3.0		0.3
13	0		0.04		4.2
14	GND		1.65		GND
15	0		1.76		0.6
16	0		3.0		0.5
17	0		0.03		0.5
18	0		GND		0.3
19	0		5		0.5
20	0		1.78		GND
21	3.0				4.2
22	3.0				2.5
23	3.0				0.8
24	NC				0.8
25	3.0				0.8
26	3.0				5.0
27	3.0				5.0
28	3				5.0

NOTE : VOLTAGE ARE TAKEN UNDER TUNED CONDITION WITH

- CONTRAST : Maximum Position
- BRIGHTNESS : Maximum Position
- COLOR : Maximum Position
- SIGNAL INPUT : 80 dBuV
- CHANNEL SETTING : The Last Channel of UHF High
- SIGNAL PATTERN : Colour Bar

VOLTAGE TABLE FOR IC

SYMBOL		IC801	IC804	SYMBOL	
PIN NO.		(V)	(V)	PIN NO.	IC801
					(V)
1		5	GEN	43	4.2
2		1.8	4.2	44	0.8
3		1.9	4.3	45	0.8
4		0.03	NC	46	0.8
5		GEN	NC	47	2.5
6		4.9	NC	48	5.0
7		2.2	NC		
8		2.4	NC		
9		2.5	NC		
10		5.0	NC		
11		GEN	NC		
12		2.1	5.0		
13		5	GEN		
14		GEN	GEN		
15		0.42	2.3		
16		0.5	2.0		
17		0.4	0		
18		3.8	GEN		
19		4.5	NC		
20		0.8	NC		
21		2.5	NC		
22		NC	NC		
23		4.3	GEN		
24		4.3	NC		
25		GEN	NC		
26		0.5	GEN		
27		0.5	NC		
28		0.5	5.0		
29		0.3			
30		0.5			
31		4.2			
32		0.3			
33		0			
34		3.7			
35		3.6			
36		3.6			
37		1.2			
38		1.3			
39		3.8			
40		2.2			
41		2.2			
42		4.2			

NOTE : VOLTAGE ARE TAKEN UNDER TUNED CONDITION WITH

- CONTRAST : Maximum Position
- BRIGHTNESS : Maximum Position
- COLOR : Maximum Position
- SIGNAL INPUT : 80 dBuV
- CHANNEL SETTING : The Last Channel of UIF High
- SIGNAL PATTERN : Colour Bar

VOLTAGE TABLE FOR TRANSISTOR

SYMBOL	B (V)	C (V)	E (V)	SYMBOL	B (V)	C (V)	E (V)
Q101	10.2	10.9	11.1	Q602	0.7	0.06	0
Q102	11.1	0	11.1	Q603	9.2	12.2	8.7
Q103	0.65	0.04	0	Q604	0	0.24	0
Q104	0.04	11.1	0	Q605	0.3	1.1	0
Q105	1.10	7.3	0.4	Q901	9	15.3	8.4
Q106	0	2.4	0	Q902	6.4	-0.02	2.1
Q107	0.04	11.1	0	Q903	-0.02	1.55	0
Q108	11.1	0	11.1	Q904	-2.48	264	0.1
Q109	3.5	11.1	2.8	Q905	0.6	0.04	0
Q110				Q906	109.5	110	110.1
Q111				Q907	110	110.1	109.4
Q112				Q501	3.13	134.2	2.6
Q201	16.3	15.7	15.6	Q502	3.6	128.4	2.6
Q301	0.04	2.53	0	Q503	3.1	127.4	2.6
Q302	0	1.9	0	Q701	0	3	0
Q303	3.05	0	3.75	Q702	3	-0.8	3
Q304							
Q305							
Q401	0.4	60.0	-0.01				
Q402	-0.1	110.0	0				
Q601	0.6	2.01	0				

NOTE : VOLTAGE ARE TAKEN UNDER TUNED CONDITION WITH

CONTRAST : Maximum Position

BRIGHTNESS : Maximum Position

COLOR : Maximum Position

SIGNAL INPUT : 80 dBuV

CHANNEL SETTING : The last Channel of UHF High

SIGNAL PATTERN : Colour Bar

** THIS SPARE LIST IS MADE FOR TECHNICAL / MAINTENANCE REFERENCE ONLY **

Print Date : 26/11/94 PRODUCT CODE : 932074-ED0001-AT
 Page Number : 22 DESCRIPTION : 93200-2 PAL/BG W/BCART/STEREO/OPTIONAL M.BLK 240V SAA "TEAC"

Component Part	Description / Location	Unit Subs	Quantity Required	Unit Price	Amount
*** ASSEMBLY : 163-932074-EO-A2 NON-COMMON PART FOR PACKING ASS'Y (BG)					
610-932011-01	GIFT BOX - TEAC DESIGN {MDL NO.CT-M487} W/HANDLE	0	1.00000	.0000	.0000
663-230443-94	SERIAL NO.LABEL - QC:GT-443/94 1 PC STUCK ON CTN, 1 PC STUCK ON RATING LABEL	0	2.00000	.0071	.0142
670-932000-53	INSTRUCTION MANUAL - TEAC DESIGN {MDL NO.CT-M487} (40P.)	0	1.00000	.1442	.1442
678-881301-04	SYSTEM LABEL - PAL BG	0	1.00000	.0062	.0062
678-881303-04	TOTAL CARE STICKER 1	0	1.00000	.0481	.0481
678-881303-05	TOTAL CARE STICKER 2	0	1.00000	.0154	.0154
678-922103-02	TELETEXT COMPLEMENT - TEAC DESIGN	0	1.00000	.1635	.1635
678-922004-01	SCREEN STICKER - TFAG DESIGN {MDL NO.CT-M487}	0	1.00000	.4673	.4673
682-230443-94	DATE CODE LABEL - QC:GT-443/94	0	1.00000	.0027	.0027
690-882039-01	WARRANTY CARD - TEAC DESIGN	0	1.00000	.1442	.1442
693-932001-05	EAN CODE LABEL - 9313060005504	0	1.00000	.0077	.0077
800-932011-00	POLYFOAM - TOP LEFT	0	1.00000	.4019	.4019
800-932012-00	POLYFOAM - TOP RIGHT	0	1.00000	.4019	.4019
800-932013-00	POLYFOAM - BOTTOM LEFT	0	1.00000	.3500	.3500
800-932014-00	POLYFOAM - BOTTOM RIGHT	0	1.00000	.3500	.3500
810-041004-13	POLYBAG 4" X 10" X 0.04MM W/RE-CYCLING MARK FOR HANDSET	0	1.00000	.0062	.0062
810-051104-13	POLYBAG 5" X 11" X 0.04 MM W/ RE-CYCLING MARK FOR AC LINE CORD	0	1.00000	.0079	.0079
810-091504-13	POLYBAG 9" X 15" X 0.04MM W/ RE-CYCLING MARK FOR INSTRUCTION MANUAL	0	1.00000	.0185	.0185
810-373704-04	POLYBAG 37" X 37" X 0.04MM THKW/PUNCHING HOLES(P.O.MATERIAL) FOR UNIT	0	1.00000	.1538	.1538
826-301605-00	FOAM SHEET 30" X 16" X 0.5MM THK. FOR TOP	0	1.00000	.0750	.0750
826-347005-00	FOAM SHEET - 34" X 20" X 0.5MM FOR BOTTOM	0	1.00000	.0923	.0923
				ASSB PRICE :	2.8688
				TOTALA PRICE :	205.4309

** THIS SPARE LIST IS MADE FOR TECHNICAL / MAINTENANCE REFERENCE ONLY

Print Date : 26/11/84 PRODUCT CODE : 932074-E00001-AT
 Page Number : 21 DESCRIPTION : 9320C-2 PAL/BG W/SCART/STEREO/OPTIONAL M.BLK 240V SA

Component Part	Description / Location	Unit	Subs	Quantity Required	Unit Price	
126-473071-01	MYLAR CAP. 0.047 MFD 50V +-10% C010	PC	0	1.00000	.0190	
126-474071-01	MYLAR CAP. 0.47 MFD 50V +-10% C014	PC	0	1.00000	.0788	.0788
126-562071-01	MYLAR CAP. 0.0056 MFD 50V +-10% C020	PC	0	1.00000	.0125	.0125
127-105072-03	ELECT. CAP. .1 MFD 50V +-20% W002	PC	0	1.00000	.0240	.0240
127-106042-03	FILTGT. CAP. 10 MFD 16V +-20% C011	PC	0	1.00000	.0240	.0240
127-106042-23	FILTGT. CAP. BIPOLAR 10MFD 16V +-20% C018,019	PC	0	2.00000	.0635	.1269
127-107042-03	ELECT. CAP. 100 MFD 16V +-20% C003	PC	0	1.00000	.0346	.0346
127-474072-03	ELECT. CAP. 0.47 MFD 50V +-20% C013	PC	0	1.00000	.0240	.0240
127-475052-03	ELECT. CAP. 4.7 MFD 25V +-20% C001,021,022	PC	0	3.00000	.0240	.0721
127-476042-03	ELECT. CAP. .47 MFD 16V +-20% C005	PC	0	1.00000	.0288	.0288
127-477042-03	ELECT. CAP. 470 MFD 16V +-20% C008	PC	0	1.00000	.0712	.0712
133-203803-33	IC TDA3803A PHILIPS IC001	PC	0	1.00000	3.2692	3.2692
133-304052-14	IC IC4052BP TOSHIBA IC002	PC	0	1.00000	.6311	.6311
160-103255-27	PIN CONNECTOR 3 PINS PLUG CN002,003,004,304,305,306	PC	0	6.00000	.0231	.1385
160-104255-27	PIN CONNECTOR 4 PINS PLUG CN001,303	PC	0	2.00000	.0308	.0615
172-626020-42	UL 1007 TOP COAT WIRE AWG 26 200MM RED 10 X 10 MM L0001 18 PIN TO L0001 25 PIN	PC	0	1.00000	.0048	.0048
172-726000-99	BARE WIRE 54MM W001,004-006 FOR STEREO BOARD	M	0	.30000	.0092	.0028
190-882000-09	STEREO P.C.B. (121192)	PC	0	1.00000	.2827	.2827
191-301204-07	3 PIN SOCKET ASS'Y CN004 '1' TO CN306 '1','2' TO '2','3' TO '3'	PC	0	1.00000	.0871	.0871
191-301205-07	3 PINS SOCKET ASS'Y L=100MM CN002 '1' TO CN304 '1','2' TO '2','3' TO '3'	PC	0	1.00000	.0883	.0883
191-301206-07	3 PINS SOCKET ASS'Y L=140MM CN003 '1' TO CN305 '1','2' TO '2','3' TO '3'	PC	0	1.00000	.0904	.0904
191-401201-07	4 PINS SOCKET ASS'Y L=60MM CN303 '1' TO CN001 '1','2' TO '2','3' TO '3','4' TO '4'	PC	0	1.00000	.1154	.1154
630-115512-00	FIBER WASHER 11 X 5.5 X 1.2 MM FOR STEREO BOARD		0	4.00000	.0048	.0192
938-882001-00	SECAM BOARD HOLDER FOR STEREO BOARD		0	4.00000	.0346	.1385

ASSB PRICE : 5.8110

** THIS SPARE LIST IS MADE FOR TECHNICAL / MAINTENANCE REFERENCE ONLY **

Print Date : 26/11/94 PRODUCT CODE : 932074-E00001-AT
 Page Number : 20 DESCRIPTION : 9320C-2 PAL/BG W/SCART/STEREO/OPTIONAL M.BLK 240V SAA "TEAC"

Component Part	Description / Location	Unit	Subs	Quantity Required	Unit Price	Amount
*** ASSEMBLY : 161-000000-00-01 NON-COM PART FOR GER STEREO ASS'Y						
012-103840-06	SEMI-FIXED RESISTOR EVND8AA 03B14 10kb VR002	PC	0	1.00000	.0529	.0529
012-501340-08	SEMI-FIXED RESISTOR EVND 8AA 03B52 500B VR003,001	PC	0	2.00000	.0529	.1058
102-871400-20	OSC COIL TWD710229 T001	PC	0	1.00000	.1265	.1265
105-153105-02	CHOKE COIL 15MH 10% QW-710228-153K L001	PC	0	1.00000	.0769	.0769
105-560101-02	FIXED INDUCTOR COIL 56UH +-10%QW-560K-455-705111 L002	PC	0	1.00000	.0458	.0458
113-101105-17	CARBON FILM RESISTOR 100 OHM 1/4W +-5% R005	PC	0	1.00000	.0030	.0030
113-102105-17	CARBON FILM RESISTOR 1K OHM 1/4W +-5% R007,008	PC	0	2.00000	.0028	.0056
113-103105-17	CARBON FILM RESISTOR 10K OHM 1/4W +-5% R006,010,012,014	PC	0	4.00000	.0028	.0110
113-123105-17	CARBON FILM RESISTOR 12K OHM 1/4W +-5% R001	PC	0	1.00000	.0030	.0030
113-153105-17	CARBON FILM RESISTOR 15K OHM 1/4W +-5% R016,017	PC	0	2.00000	.0030	.0060
113-222105-17	CARBON FILM RESISTOR 2.2K OHM 1/4W +-5% R013,015	PC	0	2.00000	.0030	.0060
113-223105-17	CARBON FILM RESISTOR 22K OHM 1/4W +-5% R002	PC	0	1.00000	.0028	.0028
113-224105-17	CARBON FILM RESISTOR 220K OHM 1/4W +-5% R004,009	PC	0	2.00000	.0028	.0056
113-332105-17	CARBON FILM RESISTOR 3.3K OHM 1/4W +-5% FOR L001	PC	0	1.00000	.0028	.0028
113-472105-17	CARBON FILM RESISTOR 4.7K OHM 1/4W +-5% R011	PC	0	1.00000	.0030	.0030
113-562105-17	CARBON FILM RESISTOR 5.6K OHM 1/4W +-5% W002	PC	0	2.00000	.0028	.0056
113-563105-17	CARBON FILM RESISTOR 56K OHM 1/4W +-5% R003	PC	0	1.00000	.0028	.0028
123-103370-90	CERAMIC CAP. 0.01 MFD 50V +80 -20% C016,009	PC	0	2.00000	.0098	.0196
123-222350-90	CERAMIC CAP. 0.0022 MFD 50V +-10% (B TYPE) C017	PC	0	1.00000	.0140	.0140
123-223370-90	CERAMIC CAP. 0.022 MFD 50V +80-20% C002	PC	0	1.00000	.0128	.0128
123-471350-60	CERAMIC CAP. 470 PF 50V +-10% (SL TYPE) C023,024	PC	0	2.00000	.0150	.0319
126-102071-01	MYLAR CAP. 0.001 MFD 50V +-10% C015	PC	0	1.00000	.0104	.0104
126-104071-01	MYLAR CAP. 0.1 MFD 50V +-10% C004,012	PC	0	2.00000	.0260	.0519
126-224071-01	MYLAR CAP 0.22 MFD 50V +-10% C006,007	PC	0	2.00000	.0462	.0923

** THIS SPARE LIST IS MADE FOR TECHNICAL / MAINTENANCE REFERENCE ONLY **

Print Date : 26/11/94 PRODUCT CODE : 932074-E00001-AT
 Page Number : 19 DESCRIPTION : 9320C-2 PAL/BG W/SCART/STEREO/OPTIONAL M.BLK 240V 5AA "TEAC"

Component Part	Description / Location	Unit	Subs	Quantity Required	Unit Price	Amount
*** ASSEMBLY : 158-932074-ED-A2 NON-COMMON PART FOR CASING ASS'Y (M.BLK)						
007-120001-40	CRT 20" A40KRD62X09 SAMSUNG (SOUTH HEMISPHERE CRT)	PC	0	1.00000	101.6619	101.6619
166-468023-4E	SPEAKER 2" X 3-1/2" 16 OHM 3W K.T.		0	2.00000	.9231	1.8462
172-622004-40	UL 1007 TOP COAT WIRE #22 40MMBLACK 5 X 5 MM FOR CRT SOCKET PIN 12 TO GND	PC	0	1.00000	.0028	.0028
179-105000-00	UL PVC TUBE 5MM DIA 460MM FOR SPK. 'L', 460MM FOR SPK 'R'	M	0	.86000	.1865	.1604
186-227503-14	BATTERY 3A	PC	0	2.00000	.0635	.1269
191-200044-09	2 PIN SOCKET ASSM'Y L=440MM CN201 '1' TO SPK. L '1', '2' TO SPK. L '-'	PC	0	1.00000	.0442	.0442
191-301018-07	3 PIN SOCKET ASS'Y (2 WIRE) L=500MM CN202 '1' TO CTRK. R '1', '2' TO SPK. R '1'	PC	0	1.00000	.0665	.0665
515-303410-10	SELF-TAPPING SCREW 3 X 10 W/B/T (HARDEN) 2 FOR CHANNEL P.C.B. , 8 FOR SPEAKER MTG	PC	0	10.00000	.0035	.0348
517-304308-10	SELF-TAPPING SCREW 3 X 8 P/W/A(HARDEN) FOR CHANNEL P.O.D.	PC	0	4.00000	.0025	.0100
669-882001-0E	RATING LABEL - TEAC DESIGN 240V {MDL NO.CT-M487}		0	1.00000	.0481	.0481
703-932001-00	SPEAKER GRILLE (LEFT) - BLACK DOUBLE SIDE W/SPRAY {NEW}		0	1.00000	.3596	.3596
703-932002-00	SPEAKER GRILLE (RIGHT) - BLACK DOUBEL SIDE W/SPRAY {NEW}		0	1.00000	.3596	.3596
777-892001-00	SPRING IN Ø7.0 X L22 FOR POWER KNOB		0	1.00000	.0058	.0058
881-932001-01	V.HOLD PLATE (BALANCE)		0	1.00000	.0192	.0192
884-8R2020-02	JACK COVER-TEAC DESIGN WHI SS.W/21 PIN SOCKET HOLE		0	1.00000	.1577	.1577
884-932055-01	PRESET PLATE (C-2) - BLACK W/ L.GREY S.S. ENG STD (8 KEYS)		0	1.00000	.1635	.1635
900-932012-04	FRONT CABINET (C-2)- SONY GREY SPRAY W/GOLD S.S.		0	1.00000	3.6385	3.6385
917-932010-02	RENTOP LENS(C-2)-T.RED W/GOLD S.S. ENG STD (DUAL STERO I/II)		0	1.00000	.0731	.0731
919-932021-06	PRRSET DOOR (C-2) - TEAC (A) DESIGN {MDL NO.CT-M487}		0	1.00000	.2077	.2077
938-932010-00	POWER SWITCH ADAPTOR		0	1.00000	.0117	.0117
977-932010-00	CHANNEL AND VOLUME KNOB		0	1.00000	.0456	.0456
991-932010-00	POWER KNOB (C-2)		0	1.00000	.0192	.0192

ASSB PRICE : 109.0628

Print Date : 10/11/84

PRODUCT CODE : 932074-E00001-AT

Page Number : 18

DESCRIPTION : 93250-X PAL/80 W/8CART/STEREO/OPTIONAL M.BLK 240V SAA "TEAC"

Component Part	Description / Location	Unit	Subs	Quantity Required	Unit Price	Amount
*** ASSEMBLY : 159-932074-E0-A0 COMMON PART FOR CABINING ASSEMBLY (BG)						
008-550201-05	DEGAUSSING COIL 60T 44MM X 34 MM (W/FIVE LAYERS OF TAPE) L902	PC	0	1.00000	1.5769	1.5769
514-400414-10	SELF-TAPPING SCREW 4 X 14 B/T (HARDEN) FOR FLYBACK	PC	0	1.00000	.0056	.0056
514-400425-10	SELF-TAPPING SCREW 4 X 25 B/T (HARDEN) FOR CAB FNT & REAR	PC	0	9.00000	.0094	.0094
515-303408-10	SELF-TAPPING SCREW 3 X 8 W/B/T (HARDEN) 3 FOR CHANNEL KNOB	PC	0	3.00000	.0033	.0099
524-932901-01	CRT MOUNTING SCREW 7 X 40 VP (HARDEN) FOR CRT MTG	PC	0	4.00000	.0769	.3077
622-882001-00	FELT PAPER ONE SIDE W/TAPE 10 X 2 X 0.3MM BACK CAB		0	4.00000	.0029	.0115
622-882802-00	FELT L240 X W17 X T0.5MM W/TAPE FOR REAR CAB		0	5.00000	.0692	.3462
744-881301-00	SPRING FOR C.R.T. MOUNTING 5.2 X 42 X 0.6MM		0	1.00000	.0481	.0481
834-230801-00	RUBBER WASHER OD=23 , ID=8 , T=1.0 FOR CRT MTG		0	4.00000	.0192	.0769
840-011024-01	RAID CORD L240 X W10 X T1 MM W/TAPE FOR BETWEEN CRT AND FRONT CAB.		0	6.00000	.0000	.0000
902-932012-01	BACK CABINET (G)		0	1.00000	3.9500	3.9500
954-082100-00	AC LINE CORD CLIP		0	1.00000	.0231	.0231
954-892001-00	HIGH VOLTAGE SPACER FOR CRT		0	1.00000	.0552	.0552
954-931301-00	STUD POST BLACK ABS FOR FRONT CAB		0	6.00000	.0231	.1385

ASSEMB PRICE : 6.0342

** THIS SPARE LIST IS MADE FOR TECHNICAL / MAINTENANCE REFERENCE ONLY **

Print Date : 26/11/94

PRODUCT CODE : 932074-E00001-AT

Page Number : 17

DESCRIPTION : 9320C-2 PAL/BG W/SCART/STEREO/OPTIONAL M.BLK 240V SAA "TEAC"

Component Part	Description / Location	Unit Subs	Quantity Required	Unit Price	Amount
781-882102-02	ALUMINIUM HEAT SINK (A) FOR Q904	0	1.00000	.3577	.3577
781-892001-00	ALUMINIUM HEAT SINK (C) FOR IC401	0	1.00000	.2385	.2385
783-881306-01	SHIELD CAN COVER	0	1.00000	.0759	.0759
783-881313-00	SHIELD CAN	0	1.00000	.1288	.1288
929-002001-00	LED HOLDER BKT FOR CIRCLE LED FOR LED 601,602,603	0	3.00000	.0152	.0456

ASSB PRICE : 65.1996

** THIS SPARE LIST IS MADE FOR TECHNICAL / MAINTENANCE REFERENCE ONLY **

Print Date : 26/11/84 PRODUCT CODE : 932074-E00001-A1
 Page Number : 16 DESCRIPTION : 93200-2 PAL/BG W/SCART/STEREO/OPTIONAL M.BLK 240V SAA "TEA6"

Component Part	Description / Location	Unit	Subs	Quantity Required	Unit Price	Amount
191-300040-09	3 PIN SOCKET ASSM'Y CN402 '3' TO CRT PCB 'H'	PC	0	.00000	.1275	.0000
191-301000-07	3 PIN SOCKET ASSM'Y L=240MM W/SHIELDING CABLE CN204 '1' TO CH. PCB VR303 '1', '2' TO '2', '3' TO '3'	PC	0	1.00000	.1126	.1126
191-301021-07	3 PIN SOCKET ASSM'Y L=180MM CN604 '1' TO CH. PCB 'A', '2' TO 'B', '3' TO 'C'	PC	0	1.00000	.0519	.0519
191-301022-07	3 PIN SOCKET ASS'Y L=220MM CN603 '1' TO CH. P.C.B. 'D'	PC	0	1.00000	.0538	.0538
191-301022-07	3 PIN SOCKET ASS'Y L=220MM CN603 '2' TO CH. P.C.B. 'E'	PC	0	.00000	.0538	.0000
191-301022-07	3 PIN SOCKET ASS'Y L=220MM CN603 '3' TO CH. P.C.B. 'F'	PC	0	.00000	.0538	.0000
191-500048-09	5 PIN SOCKET ASSM'Y CN203 '1' TO CRT PCB 'A'	PC	0	1.00000	.1135	.1135
191-500048-09	5 PIN SOCKET ASSM'Y CN203 '2' TO CRT PCB 'B'	PC	0	.00000	.1135	.0000
191-500048-09	5 PIN SOCKET ASSM'Y CN203 '3' TO CRT PCB 'C'	PC	0	.00000	.1135	.0000
191-500048-09	5 PIN SOCKET ASSM'Y CN203 '4' TO CRT PCB 'D'	PC	0	.00000	.1135	.0000
191-500048-09	5 PIN SOCKET ASSM'Y CN203 '5' TO CRT PCB 'E'	PC	0	.00000	.1135	.0000
191-801005-07	8 PINS SOCKET ASS'Y L=200MM CN605 '1' TO CH PCB 'G', '2' TO 'H', '3' TO 'I'	PC	0	1.00000	.1437	.1437
191-801005-07	8 PINS SOCKET ASS'Y L=200MM CN605 '4' TO CH PCB 'J', '5' TO 'K', '6' TO 'L'	PC	0	.00000	.1437	.0000
191-801005-07	8 PINS SOCKET ASS'Y L=200MM CN605 '7' TO CH PCB 'M', '8' TO 'N'	PC	0	.00000	.1437	.0000
504-305006-10	MACHINE SCREW 3 X 6 B/M 2 FOR POWER SWITCH MTG, 2 FOR IC901, 2 FOR IC201	PC	0	4.00000	.0012	.0048
517-303312-10	SELF-TAPPING SCREW 3 X 12 W/A W/H=7MM (HARDEN) FOR HEAT SINK (A), (B) & (C)	PC	0	3.00000	.0032	.0096
580-101251-01	CABLE TIE L=100MM FOR CRT BOARD, CONNECTOR	PC	0	11.00000	.0037	.0407
746-063101-00	TEST PIN: TOTAL LENGTH 18.6MM THK:0.8MM TP104,103	PC	0	2.00000	.0038	.0076
750-063101-00	SOLDERING LUG LEG:8X4MM FOR IC401, Q402, Q904	PC	0	3.00000	.0023	.0069
750-063102-01	35MM SOLDERING LUG OD:7 ID:3.2 LEG:4X35MM FOR AC LINE CORD, SPK. CONNECTOR	PC	0	4.00000	.0087	.0348
750-892002-00	DEGAUSSING COIL LUG FOR DEGAUSSING COIL	PC	0	4.00000	.0096	.0385
766-686801-00	FUSE HOLDER	PC	0	2.00000	.0135	.0270
779-882001-01	IRON HEAT SINK (D) FOR IC901	PC	0	1.00000	.0404	.0404
779-882801-00	IRON HEAT SINK FOR IC201	PC	0	1.00000	.1462	.1462
781-882001-02	ALUMINIUM HEAT SINK (B) FOR Q402	PC	0	1.00000	.2115	.2115

** THIS SPARE LIST IS MADE FOR TECHNICAL / MAINTENANCE REFERENCE ONLY **

Print Date : 26/11/94 PRODUCT CODE : 932074-200001-AT
 Page Number : 15 DESCRIPTION : 93200-? PAL/BA W/SBART/OTCREO/OPTIONAL M RIK 24QV SAA "TEAC"

Component Part	Description / Location	Unit	Subs	Quantity Required	Unit Price	Amount
172-626012-44	UL 1007 TOP COAT WIRE AWG 26 120MM YELLOW 10 X 10 MM MAIN P.C.B. 'F' TO 'F'	PC	0	1.00000	.0038	.0038
172-626014-40	UL 1007 TOP COAT WIRE AWG 26 140MM BLACK 10 X 10 MM 'A2' TO 'A2'	PC	0	1.00000	.0041	.0041
172-626014-43	UL 1007 TOP COAT WIRE AWG 26 140MM ORANGE 10 X 10 MM MAIN P.C.B. '2' TO '2'	PC	0	1.00000	.0035	.0035
172-626022-45	UL 1007 TOP COAT WIRE AWG 26 220MM PINK 10 X 10 MM MAIN P.C.B. 'N' TO 'N'	PC	0	1.00000	.0063	.0063
172-626022-45	UL 1007 TOP COAT WIRE AWG 26 220MM BLUE 10 X 10 MM MAIN P.C.B. 'P' TO 'P', 'I' TO 'I'	PC	0	2.00000	.0061	.0121
172-726000-99	BARF WIRE 54MM W001-005,007-035,037-049,051-055,071-075,079	M	0	5.60000	.0092	.0517
172-726000-99	BARF WIRE 54MM W081-083,085-087,091-093,601-604	M	0	.00000	.0092	.0000
172-830120-98	FLAT BRIDED WIRE CRT GROUND	PC	0	1.20000	.1355	.1635
173-622014-30	SINGLE SHIELD WIRE AWG 26 140MM BLACK MAIN P.C.B. 'O' TO 'O'	PC	0	1.00000	.0500	.0500
174-611017-50	DOUBLE SHIELD WIRE AWG 26 180MM BLACK MAIN P.C.B. 'A.B' TO 'A.B', 'G.H' TO 'G.H'	PC	0	2.00000	.0558	.1115
177-655053-02	2 PIN FLAT CABLE WIRE AWG 26 50MM MAIN P.C.B. 'C.D' TO 'C.D.'	PC	0	1.00000	.0048	.0048
179-001010-00	OIL SLEEVING 1 MM DIA. L=80MM,20MM FOR D904,20MM FOR BR901,20MM-G150,149	M	0	.08000	.0001	.0000
179-001010-00	OIL SLEEVING 1 MM DIA. 20MM FOR C404	M	0	.00000	.0001	.0000
179-105000-00	UL PVC TUBE 3MM DIA L=60MM FOR AC LINE CORD	M	0	.06000	.1855	.0112
179-403080-00	3MM DIA. SHRINKABLE TUBE FOR 180MM SOLDERING LUG	PC	0	.13000	.2750	.0357
179-403080-00	SHRINKABLE TUBE 180MM FOR 4-DEGAUSSING COIL LUG(P/N:750-892002-00)	PC	0	.18000	.3000	.0540
182-233150-03	FUSE T3.15A 250V F901	PC	0	1.00000	.1027	.1027
190-882004-00	P.C. BOARD CRT (220393)	PC	0	1.00000	.3673	.3673
190-932003-P6	CHANNEL P.C.B. (110894)	PC	0	1.00000	.3365	.3365
190-932007-01	MAIN P.C. BOARD (020994)	PC	0	1.00000	2.4577	2.4577
191-100034-09	1 PIN SOCKET ASSM'Y L=220MM CRT GND TO CN501	PC	0	1.00000	.0429	.0429
191-100035-09	1 PIN SOCKET ASSM'Y FROM POWER SWITCH PCB 'A' TO CN901	PC	0	1.00000	.1072	.1072
191-100036-09	1 PIN SOCKET ASSM'Y FROM POWER SWITCH PCB 'B' TO CN502	PC	0	1.00000	.0915	.0915
191-201001-07	2 PINS SOCKET ASS'Y L=160MM FOR CN601 TO POWER SWITCH	PC	0	1.00000	.0342	.0342
191-300040-09	3 PIN SOCKET ASSM'Y CN402 '1' TO CRT PCB 'J'	PC	0	1.00000	.1275	.1275
191-300040-09	3 PIN SOCKET ASSM'Y CN402 '2' TO CRT PCB 'I'	PC	0	.00000	.1275	.0000

** THIS SPARE LIST IS MADE FOR TECHNICAL / MAINTENANCE REFERENCE ONLY **

Print Date : 26/11/94

PRODUCT CODE : 932074-E00001-AT

Page Number : 14

DESCRIPTION : 93200-2 PAL/BG W/SCART/STEREO/OPTIONAL M.BLK 240V SAA "TEAC"

Component Part	Description / Location	Unit	Subs	Quantity Required	Unit Price	Amount
133-207812-31	IC L7812CV SGS-THOMSON IC103	PC	0	1.00000	.3077	.3077
133-304241-33	I.C. PC74HCT241P PHILIPS IC301	PC	0	1.00000	.3077	.3077
133-305114-31	I.C. TEA5114A SGS IC302	PC	0	1.00000	.9875	.9875
136-500001-00	REMOTE RECEIVER (KODENSHI OPT601	PC	0	1.00000	.9526	.9526
137-100000-31	CRYSTAL 10 MHZ HODRAY X601	PC	0	1.00000	.3482	.3482
137-888723-20	CRYSTAL 8.86 MHZ KDS X301	PC	0	1.00000	.4049	.4049
144-041420-85	POWER SW. 70060-115 TECHNOKEY (TVR) S612	PC	0	1.00000	1.2572	1.2572
146-104614-13	TACT SWITC HOKURIKU S602,603,604,805,501,606,608,609,810,613,611,614	PC	0	12.00000	.0712	.8556
160-101001-08	PIN CONNECTOR 1 PIN PLUG STRAIGHT FOR CN501,901,902	PC	0	3.00000	.0203	.0608
160-102235-27	PIN CONNECTOR 2 PINS PLUG STRAIGHT (UL) CN601,201	PC	0	2.00000	.0154	.0308
160-102805-08	PIN CONNECTOR 2 PIN PLUG STRAIGHT CN903	PC	0	1.00000	.0519	.0519
160-103255-27	PIN CONNECTOR 3 PINS PLUG CN202,604,506,603,204	PC	0	5.00000	.0231	.1154
160-103805-08	PIN CONNECTOR 3 PIN PLUG STRAIGHT CN402	PC	0	1.00000	.0698	.0698
160-104605-08	PIN CONNECTOR 4 PIN PLUG STRAIGHT CN401	PC	0	1.00000	.0743	.0743
160-105255-27	PIN CONNECTOR 5 PINS WAFER 2.5 PITCH CN203	PC	0	1.00000	.0385	.0385
160-106255-27	PIN CONNECTOR 6 PINS WAFER (SHS) S11-W CN301	PC	0	1.00000	.0462	.0462
160-108255-27	PIN CONNECTOR 8 PINS PLUG CN605	PC	0	1.00000	.0721	.0721
161-540004-01	CRT SOCKET ISH-01 IN CHANG	PC	0	1.00000	.6346	.6346
161-683702-22	21 PIN SOCKET J901	PC	0	1.00000	.4038	.4038
172-620007-40	UL 1007 TOP COAT WIRE #20 70MMBLACK 5 X 5 MM 1 FOR MAIN PCB 'Q' TO 'Q'	PC	0	1.00000	.0054	.0054
172-620012-40	UL 1007 TOP COAT WIRE AWG 20 120MM BLACK 10 X 10 MM MAIN P.C.B. 'J' TO 'J'	PC	0	1.00000	.0097	.0097
172-620014-40	UL 1007 TOP COAT WIRE AWG 20 140MM BLACK 10 X 10 MM MAIN P.C.B. 'E' TO 'E'	PC	0	1.00000	.0116	.0116
172-626006-44	UL 1007 TOP COAT WIRE AWG 26 60 MM YELLOW 10 X 10 MM G403 GND TO DOUBLE SHIELD WIRE 'A,B' GND	PC	0	1.00000	.0017	.0017
172-626008-40	UL 1007 TOP COAT WIRE AWG 26 80MM BLACK 10 X 10 MM Q904 LUG TO MAIN PCB 'L', IC401 LUG TO MAIN PCB 'M'	PC	0	3.00000	.0022	.0065
172-628008-40	UL 1007 TOP COAT WIRE AWG 26 80MM BLACK 10 X 10 MM G402 LUG TO MAIN PCB 'K'	PC	0	.00000	.0022	.0000

** THIS SPARE LIST IS MADE FOR TECHNICAL / MAINTENANCE REFERENCE ONLY **

Print Date : 26/11/94 PRODUCT CODE : 932074-E00001-AT
 Page Number : 15 DESCRIPTION : 9320C-2 PAL/BG W/SCART/STEREO/OPTIONAL M.BLK 240V SAA "TEAC"

Component Part	Description / Location	Unit	Subs	Quantity Required	Unit Price	Amount
130-411091-01	ZENER DIODE 9.1V ZD902	PC	0	1.00000	.0240	.0240
130-422120-00	ZENER DIODE 1W 12V ZD402	PC	0	1.00000	.0596	.0596
130-512044-00	LED 3MM RED 204H0C LEU001,802,603	PC	0	3.00000	.0298	.0894
131-211011-1A	TRANSISTOR 2SA1013 (R) TOSHIBA Q906	PC	0	1.00000	.1151	.1151
131-211015-00	TRANSISTOR 2SA1015 TOSHIBA Q101,102,108,303	PC	0	4.00000	.0290	.1161
131-220774-2Q	TRANSISTOR 2SB774 MATSUSHITA Q902	PC	0	1.00000	.1519	.1519
131-230388-00	TRANSISTOR 2SC388A TOSHIBA Q105	PC	0	1.00000	.1340	.1340
131-231815-25	TRANSISTOR 2SC1815 TOSHIBA Q103,107,901,903,301,602,302	PC	0	7.00000	.0268	.1873
131-231815-25	TRANSISTOR 2SC1815 TOSHIBA Q603,604,605,106,109	PC	0	5.00000	.0268	.1340
131-232230-00	TRANSISTOR 2SQ2230A-Y TOSHIBA Q905	PC	0	1.00000	.0853	.0853
131-232335-5Q	TRANSISTOR 2SC2335 L/K NEC Q907	PC	0	1.00000	.7740	.7740
131-232482-00	TRANSISTOR 2SC2482 TOSHIBA Q401,501,502,503	PC	0	4.00000	.0968	.3870
131-241266-00	TRANSISTOR 2SD1266Q MATSUSHITA Q201	PC	0	1.00000	.3985	.3985
131-241431-00	TRANSISTOR 2SD1431 TOSHIBA WITH MICA SHEET (24MM X 33MM) Q904	PC	0	1.00000	1.1015	1.1015
131-241555-00	TRANSISTOR 2SD1555 TOSHIBA Q402	PC	0	1.00000	.9377	.9377
131-462369-00	TRANSISTOR PH2369 PHILIPS Q601	PC	0	1.00000	.0635	.0635
133-100322-33	PHILIPS IC PCA CTV322S IC601	PC	0	1.00000	5.6538	5.6538
133-103504-33	I.C. TDA3504 PHILIPS IC304	PC	0	1.00000	2.7885	2.7885
133-103857-33	IC TDA3857 PHILIPS IC101	PC	0	1.00000	2.3365	2.3365
133-104505-33	I.C. TDA4505E PHILIPS IC102	PC	0	1.00000	2.9173	2.9173
133-104510-33	PHILIPS IC TDA4510 IC305	PC	0	1.00000	1.6154	1.6154
133-108626-14	IC TA8626N TOSHIBA IC303	PC	0	1.00000	1.6373	1.6373
133-203653-33	I.C. TDA3653B PHILIPS IC401	PC	0	1.00000	.6288	.6288
133-204445-16	I.C. LA4445 SANYO IC201	PC	0	1.00000	.9228	.9228
133-207805-31	I.C. L7805CV SGS IC901	PC	0	1.00000	.2977	.2977

** THIS SPARE LIST IS MADE FOR TECHNICAL / MAINTENANCE REFERENCE ONLY **

Print Date : 26/11/94

PRODUCT CODE : 932074-E00001-AT

Page Number : 12

DESCRIPTION : 9320C-2 PAL/BG W/SCART/STEREO/OPTIONAL M.BLK 240V SAA "TEAC"

Component Part	Description / Location	Unit	Subs	Quantity Required	Unit Price	Amount
127-226042-03	ELECT. CAP. 22 MFD 16V +-20% C609	PC	0	1.00000	.0240	.0240
127-227042-03	ELECT. CAP. 220 MFD 16V +-20% C820,171,205	PC	0	3.00000	.0404	.1212
127-227082-03	ELECT. CAP. 220 MFD 35V +-20% C817,410,411	PC	0	3.00000	.0712	.2135
127-228052-03	ELECT. CAP. 2200 MFD 25V +-20% C408	PC	0	1.00000	.3192	.3192
127-228052-03	ELECT. CAP. 2200 MFD 25V +-20% C422	PC	0	1.00000	.3192	.3192
127-333071-03	ELECT. CAP. 3.3uf 50V +-10% (TIME CONSTANT) C404	PC	0	1.00000	.0567	.0567
127-333042-03	ELECT. CAP. 33 MFD 16V +-20% C144,921	PC	0	2.00000	.0240	.0481
127-475042-03	ELECT. CAP. 4.7 MFD 16V +-20% C607,608,604,136,337,211,212	PC	0	7.00000	.0240	.1683
127-476042-03	ELECT. CAP. 47 MFD 16V +-20% C481,204,205	PC	0	3.00000	.0288	.0865
127-476072-03	ELECT. CAP. 47 MFD 50V +-20% HIGHIGON C808	PC	0	1.00000	.0404	.0404
127-476132-03	ELECT. CAP. 47 MFD 160V +-20% C915	PC	0	1.00000	.2221	.2221
127-477042-03	ELECT. CAP. 470 MFD 16V +-20% C146,922,120,313,336,919	PC	0	6.00000	.0712	.4269
127-477042-03	ELECT. CAP. 470 MFD 16V +-20% C213,215	PC	0	2.00000	.0712	.1423
130-134148-01	SILICON DIODE IN4148 D406,301,302,303,604	PC	0	5.00000	.0092	.0462
130-134148-01	SILICON DIODE IN4148 D601,606,607,608,609,610,603,103,104,105	PC	0	10.00000	.0092	.0923
130-240809-50	VARIABLE CAPACITANCE DIODE BB809 D102,101	PC	0	2.00000	.2308	.4615
130-310155-00	BRIDGE RECTIFIER RB156 SANKEN BR901	PC	0	1.00000	.4838	.4838
130-311541-60	RECTIFIER DIODE 1R5JU41 D904	PC	0	1.00000	.1786	.1786
130-311545-60	RECTIFIER DIODE 1R5JH45 D404	PC	0	1.00000	.1637	.1637
130-314406-00	RECTIFIER DIODE ERB44-06 FUJI D905	PC	0	1.00000	.1620	.1620
130-315295-00	RECTIFIER DIODE S5295G TOSHIBA D902,903,901,401,402,403,405	PC	0	7.00000	.0968	.6773
130-410051-01	ZENER DIODE 5.1V 1/2W +-5% ZD102	PC	0	1.00000	.0240	.0240
130-410082-01	ZENER DIODE 8.2V ZD901	PC	0	1.00000	.0240	.0240
130-410100-01	ZENER DIODE 10V 1/2W ZD401	PC	0	1.00000	.0246	.0246
130-410574-00	ZENER DIODE UPC 574J NED OR KA33V SAMSUNG ZD101	PC	0	1.00000	.1593	.1593

** THIS SPARE LIST IS MADE FOR TECHNICAL / MAINTENANCE REFERENCE ONLY **

Print Date : 26/11/94 PRODUCT CODE : 932074-E00001-AT
 Page Number : 11 DESCRIPTION : 22P0C-2 PAL/EG W/SCART/STEREO/OPTIONAL M.BLK 240V SAA "TEAC"

Component Part	Description / Location	Unit	Subs	Quantity Required	Unit Price	Amount
126-323071-01	MYLAR CAP. 0.022 MFD 50V +-10% C321,322,323,207,208	PC	0	5.00000	.0135	.0673
126-224071-01	MYLAR CAP 0.22 MFD 50V +-10% C140,348	PC	0	2.00000	.0462	.0923
126-2240/1-01	MYLAR CAP 0.22 MFD 50V +-10% C603,115	PC	0	2.00000	.0462	.0923
126-272070-31	POLYPROPYLENE CAP. 0.0022 MFD 50V +-5% C141	PC	0	1.00000	.0697	.0697
126-332151-41	METALLIZED POLYPROPYLENE CAP. 0.0033 MFD 1600V +-10% C418	PC	0	1.00000	.2635	.2635
126-3330/1-01	MYLAR CAP. 0.033 MFD 50V +-10% C905	PC	0	1.00000	.0142	.0142
126-334071-01	MYLAR CAP. 0.33 MFD 50V +-10% C143,145	PC	0	2.00000	.0613	.1227
126-472071-01	MYLAR CAP. 0.0047 MFD 50V +-10% C403,405	PC	0	2.00000	.0104	.0208
126-473071-01	MYLAR CAP. 0.047 MFD 50V +-10% C134,346	PC	0	2.00000	.0150	.0381
126-473211-41	METALLIZED POLYPROPYLENE CAP 0.047 MFD 250V +-10% VDE C802	PC	0	1.00000	.1488	.1488
126-474201-31	POLYPROPYLENE CAP 0.47 MFD 200V +-10% C414	PC	0	1.00000	.2788	.2788
126-474211-41	METALLIZED POLYPROPYLENE CAP 0.47 MFD 250V +-10% VDE C901	PC	0	1.00000	.3796	.3796
127-106072-03	ELECT. CAP. 1 MFD 50V +-20% C107,142,341,348,353,152	PC	3	6.00000	.0240	.1442
127-105132-03	ELECT. CAP. 1 MFD 160V +-20% C416	PC	0	1.00000	.0481	.0481
127-106043-03	ELECT. CAP. 10 MFD 16V +-20% C702,627,821,801,615,619,626,622,351	PC	0	9.00000	.0240	.2163
127-106042-03	ELECT. CAP. 10 MFD 16V +-20% C203,312,328,329,327,316,317,315,340,314,318,338	PC	0	12.00000	.0240	.2885
127-106102-03	ELECT CAP. 10MFD 100V +-20% NICHICON C910	PC	0	1.00000	.0481	.0481
127-106252-03	ELECT. CAP. 10 MFD 250V +-20% C424	PC	0	1.00000	.1346	.1346
127-107042-03	ELECT. CAP. 100 MFD 16V +-20% C125,119,625,209,210,311	PC	0	6.00000	.0346	.2077
127-107062-03	ELECT. CAP. 100 MFD 35V +-20% C201,406	PC	0	2.00000	.0519	.1038
127-107132-03	ELECT. CAP. 100 MFD 160V +-20% C417	PC	0	1.00000	.3231	.3231
127-107402-03	ELECT. CAP. 100 MFD 400V +-20% C905	PC	0	1.00000	.9904	.9904
127-108042-03	ELECT. CAP. 1000 MFD 16V +-20% C421	PC	0	1.00000	.1192	.1192
127-108052-03	ELECT. CAP. 1000 MFD 25V +-20% C217	PC	0	1.00000	.1442	.1442
127-225072-03	ELECT. CAP 2.2 MFD 50V +-20% C106,108,111,113,116	PC	0	5.00000	.0240	.1202

Print Date : 26/11/94

PRODUCT CODE : 932074-E00001-AT

Page Number : 10

DESCRIPTION : 9320C-2 PAL/BG W/SCART/STEREO/OPTIONAL M.BLK 240V SAA "TEAC"

Component Part	Description / Location	Unit	Subs	Quantity Required	Unit Price	Amount
123-150340-93	CERAMIC CAP. 15 PF 50V +-5% (NPO) GT301	PC	0	1.00000	.0144	.0144
123-151350-60	CERAMIC CAP 150 PF 50V +-10% (SL TYPE) C137	PC	0	1.00000	.0116	.0116
123-220340-60	CERAMIC CAP. 22 PF 50V +-5% (SL TYPE) C616,617,618,620	PC	0	4.00000	.0098	.0392
123-221350-60	CERAMIC CAP. 220 PF 50V +-10% (SL TYPE) C508,504,502,347	PC	0	4.00000	.0106	.0423
123-221551-90	CERAMIC CAP. 220 PF 500V +-10% MATSUSHITA C916	PC	0	1.00000	.0481	.0481
123-222850-10	CERAMIC CAP. 0.0022 MFD 2KV +-10% MATSUSHITA C911,419	PC	0	2.00000	.2500	.5000
123-223370-90	CERAMIC CAP. 0.022 MFD 50V +80-20% G109,131,124,122,126,129,135,331,332,335,343	PC	0	11.00000	.0128	.1408
123-223370-90	CERAMIC CAP. 0.022 MFD 50V +80-20% C344,105,127	PC	0	3.00000	.0128	.0384
123-270340-60	CERAMIC CAP. 27 PF 50V +-5% (SL-TYPE) C114	PC	0	1.00000	.0098	.0098
123-270340-93	CERAMIC CAP. 27PF 50V +-5% (NPO) C628,813	PC	0	2.00000	.0119	.0238
123-390340-93	CERAMIC CAP. 39PF 50V +-5% (NPO) C630	PC	0	1.00000	.0149	.0149
123-472350-90	CERAMIC CAP. 0.0047 MFD 50V +-10% (B TYPE) C918,820	PC	0	2.00000	.0173	.0345
123-472551-90	CERAMIC CAP. 0.0047 MFD 500V +-10% (B TYPE) MATSUSHITA C913,413,423	PC	0	3.00000	.1173	.3519
123-472552-90	CERAMIC CAP. 0.0047 MFD 500V +-10% (B TYPE) SMALL SIZE C903,904,907	PC	0	3.00000	.0654	.1963
123-509340-93	CERAMIC CAP. 5 PF 50V +-5% (NPO) C345	PC	0	1.00000	.0123	.0123
123-681350-60	CERAMIC CAP. 680 PF 50V +-10% (SL TYPE) C407	PC	0	1.00000	.0394	.0394
123-821850-10	CERAMIC CAP. 820 PF 2KV +-10% (SL TYPE) MATSUSHITA C914	PC	0	1.00000	.1308	.1308
125-381120-11	POLYSTYRENE CAP. 360PF 125V +-5% C150	PC	0	1.00000	.0346	.0346
125-391120-11	POLYSTYRENE CAP. 390 PF 125V +-5% C149	PC	0	1.00000	.0346	.0346
126-102071-01	MYLAR CAP. 0.001 MFD 50V +-10% C130,402,412	PC	0	3.00000	.0104	.0312
126-104071-01	MYLAR CAP. 0.1 MFD 50V +-10% C602,908,304,305,308,310,324,325,326,133	PC	0	10.00000	.0260	.2596
126-104071-01	MYLAR CAP. 0.1 MFD 50V +-10% C409,214,216	PC	0	3.00000	.0260	.0779
126-104101-31	POLYPROPYLENE CAP. 0.1 MFD 100V +-10% C425	PC	0	1.00000	.1212	.1212
126-222071-01	MYLAR CAP. 0.0022 MFD 50V +-10% C610,624	PC	0	2.00000	.0104	.0208
126-222161-41	METALIZED POLYPROPYLENE CAP. 0.0022 MFD 1600V +-10% C420	PC	0	1.00000	.2442	.2442

** THIS SPARE LIST IS MADE FOR TECHNICAL / MAINTENANCE REFERENCE ONLY **

Print Date : 26/11/84

PRODUCT CODE : 032074-E00001-AT

Page Number : 8

DESCRIPTION : 9320C-2 PAL/BG W/SCART/STEREO/OPTIONAL M.BLK 240V SAA "TEAC"

Component Part	Description / Location	Unit	Subs	Quantity Required	Unit Price	Amount
113-473105-17	CARBON FILM RESISTOR 47K OHM 1/4W +-5% R622,648,651,301,341,405	PC	0	6.00000	.0030	.0178
113-475105-17	CARBON FILM RESISTOR 4.7 OHM 1/4W +-5% R210,211	PC	0	2.00000	.0028	.0056
113-511105-17	CARBON FILM RESISTOR 510 OHM 1/4W +-5% R512	PC	0	1.00000	.0028	.0028
113-562105-17	CARBON FILM RESISTOR 5.6K OHM 1/4W +-5% R105,324,202,337	PC	0	4.00000	.0028	.0112
113-565205-92	CARBON COMPOSITION RESISTOR 5.6M 1/2W +-5% R915,917	PC	0	2.00000	.0663	.1327
113-682102-17	CARBON FILM RESISTOR 6.8K OHM 1/4W +-2% R903	PC	0	1.00000	.0052	.0052
113-688106-17	CARBON FILM RESISTOR 6.8K OHM 1/4W +-5% R909,418,349	PC	0	3.00000	.0028	.0084
113-688205-42	FUSING RESISTOR 0.68 OHM 1/2W +-5% R919	PC	0	1.00000	.0462	.0462
113-688305-42	FUSING RESISTOR 0.68 OHM 1W +-5% R915,423,424	PC	0	3.00000	.0587	.1760
113-750105-17	CARBON FILM RESISTOR 75 OHM 1/4W +-5% R929,930,931,932	PC	0	4.00000	.0028	.0112
113-820105-17	CARBON FILM RESISTOR 82 OHM 1/4W +-5% R418,101	PC	0	2.00000	.0028	.0056
113-821105-17	CARBON FILM RESISTOR 820 OHM 1/4W +-5% R425,350	PC	0	2.00000	.0028	.0056
113-822105-17	CARBON FILM RESISTOR 8.2K OHM 1/4W +-5% R905,925,420,626	PC	0	4.00000	.0030	.0119
113-823105-17	CARBON FILM RESISTOR 82K OHM 1/4W +-5% R145	PC	0	1.00000	.0028	.0028
113-824105-17	CARBON FILM RESISTOR 820K OHM 1/4W +-5% R180	PC	0	1.00000	.0028	.0028
114-210200-01	THERMISTOR (NICHICON ZPB53 BL 200C) TH901	PC	0	1.00000	.4231	.4231
123-100340-60	CERAMIC CAP. 10PF +-5% 50V (SL TYPE) C349	PC	0	1.00000	.0098	.0098
123-101350-60	CERAMIC CAP. 100 PF 50V +-10% (SL TYPE) G612	PC	0	1.00000	.0098	.0098
123-102350-90	CERAMIC CAP. 0.001 MFD 50V +-10% (B TYPE) C138,614,110,148	PC	0	4.00000	.0106	.0423
123-102850-10	CERAMIC CAP. 0.001 MFD 2KV +-10% MATSUSHITA C501	PC	0	1.00000	.1385	.1385
123-103350-90	CERAMIC CAP. 0.01 MFD 50V +-10% (B TYPE) C352	PC	0	1.00000	.0276	.0276
123-103370-90	CERAMIC CAP. 0.01 MFD 50V +80 -20% C102,117,126,333,334,330,339,147,319,118	PC	0	10.00000	.0098	.0981
123-104270-90	CERAMIC CAP. 0.1 MFD 25V +80 -20% C623,123,139,306,309,307,101	PC	0	7.00000	.0335	.2344
123-121350-60	CERAMIC CAP. 120 PF 50V +-10% (SL TYPE) C301,302,303	PC	0	3.00000	.0098	.0294
123-122551-90	CERAMIC CAP. 0.0012 MFD 500V +-10% (B TYPE) MATSUSHITA G415	PC	0	1.00000	.0423	.0423

** THIS SPARE LIST IS MADE FOR TECHNICAL / MAINTENANCE REFERENCE ONLY **

Print Date : 26/11/84

PRODUCT CODE : R32074-E00001-AT

Page Number : 8

DESCRIPTION : R320C-2 PAL/BG W/SCART/STEREO/OPTIONAL M.RLK 240V SAA "TEAC"

Component Part	Description / Location	Unit	Subs	Quantity Required	Unit Price	Amount
113-270105-17	CARBON FILM RESISTOR 27 OHM 1/4W +-5% R113	PC	0	1.00000	.0028	.0028
113-270405-75	METAL OXIDE FILM RESISTOR 27 OHM 2W +-5% R912	PC	0	1.00000	.0240	.0240
113-271105-17	CARBON FILM RESISTOR 270 OHM 1/4W +-5% R147	PC	0	1.00000	.0028	.0028
113-272105-17	CARBON FILM RESISTOR 2.7K OHM 1/4W +-5% R142	PC	0	1.00000	.0030	.0030
113-272205-12	CARBON FILM RESISTOR 2.7K OHM 1/2W +-5% R502,503,504	PC	0	3.00000	.0062	.0185
113-272205-17	CARBON FILM RESISTOR 2.7K OHM 1/2W +-5% R222,409,415	PC	0	3.00000	.0062	.0185
113-273105-17	CARBON FILM RESISTOR 27K OHM 1/4W +-5% R155,603	PC	0	2.00000	.0032	.0065
113-330105-17	CARBON FILM RESISTOR 33 OHM 1/4W +-5% R928	PC	0	1.00000	.0028	.0028
113-331105-17	CARBON FILM RESISTOR 330 OHM 1/4W +-5% R905,343,344,353	PC	0	4.00000	.0030	.0119
113-332102-17	CARBON FILM RESISTOR 3.3K OHM 1/4W +-2% R904	PC	0	1.00000	.0052	.0052
113-332105-17	CARBON FILM RESISTOR 3.3K OHM 1/4W +-5% R611,645,647	PC	0	3.00000	.0028	.0084
113-333105-17	CARBON FILM RESISTOR 33K OHM 1/4W +-5% R118,127,114,117,144	PC	0	5.00000	.0028	.0139
113-334105-17	CARBON FILM RESISTOR 330K OHM 1/4W +-5% R131	PC	0	1.00000	.0028	.0028
113-334205-75	METAL OXIDE FILM RESISTOR 330KOHM 1W +-5% R913	PC	0	1.00000	.0192	.0192
113-335105-17	CARBON FILM RESISTOR 3.3M OHM 1/4W +-5% R356	PC	0	1.00000	.0028	.0028
113-338405-75	METAL OXIDE FILM RESISTOR 0.330HM 2W +-5% R914	PC	0	1.00000	.0240	.0240
113-339505-75	METAL OXIDE FILM RESISTOR 3.3 OHM 3W +-5% R422	PC	0	1.00000	.0510	.0510
113-390505-75	METAL OXIDE FILM RESISTOR 39 OHM 3W +-5% R926	PC	0	1.00000	.0558	.0558
113-390605-75	METAL OXIDE FILM RESISTOR 39 OHM 5W +-5% R915	PC	0	1.00000	.1154	.1154
113-391105-17	CARBON FILM RESISTOR 390 OHM 1/4W +-5% R506,508,347,934	PC	0	4.00000	.0030	.0119
113-392105-17	CARBON FILM RESISTOR 3.9K OHM 1/4W +-5% R404,633	PC	0	2.00000	.0028	.0056
113-393105-17	CARBON FILM RESISTOR 39K OHM 1/4W +-5% R316	PC	0	1.00000	.0030	.0030
113-470105-17	CARBON FILM RESISTOR 47 OHM 1/4W +-5% R933,204,206	PC	0	3.00000	.0030	.0089
113-471105-17	CARBON FILM RESISTOR 470 OHM 1/4W +-5% R412,123,124	PC	0	3.00000	.0028	.0084
113-472105-17	CARBON FILM RESISTOR 4.7K OHM 1/4W +-5% R910,149,345,348,120,158,159	PC	0	7.00000	.0030	.0209

** THIS SPARE LIST IS MADE FOR TECHNICAL / MAINTENANCE REFERENCE ONLY **

Print Date : 26/11/04 PRODUCT CODE : 022074-00001-AF
 Page Number : 7 DESCRIPTION : 9320C-2 PAL/8G W/SCART/STEREO/OPTIONAL M.BLK 240V SAA "TEAC"

Component Part	Description / Location	Unit	Subs	Quantity Required	Unit Price	Amount
113-124205-12	CARBON FILM RESISTOR 120K OHM 1/2W +-5% R421	PC	0	1.00000	.0062	.0062
113-152105-17	CARBON FILM RESISTOR 1.5K OHM 1/4W +-5% R150,152	PC	0	2.00000	.0030	.0060
113-153105-17	CARBON FILM RESISTOR 15K OHM 1/4W +-5% R504,510,116,401,616	PC	0	5.00000	.0030	.0149
113-153405-75	METAL OXIDE FILM RESISTOR 15K OHM 2W +-5% R510,511,505	PC	0	3.00000	.0240	.0719
113-154105-17	CARBON FILM RESISTOR 150K OHM 1/4W +-5% R133	PC	0	1.00000	.0028	.0028
113-159305-75	METAL OXIDE FILM RESISTOR 1.5 OHM 1W +-5% R410	PC	0	1.00000	.0192	.0192
113-159405-42	NON-FLAMMABLE FUSE RESISTOR 1.5 OHM 2W +-5% R501	PC	0	1.00000	.0731	.0731
113-181105-17	CARBON FILM RESISTOR 180 OHM 1/4W +-5% R135,305,307,310,313,340	PC	0	6.00000	.0028	.0167
113-182105-17	CARBON FILM RESISTOR 1.8K OHM 1/4W +-5% R907,628,629,630,631,148,335,334	PC	0	8.00000	.0032	.0258
113-182105-17	CARBON FILM RESISTOR 1.8K OHM 1/4W +-5% R206,208,311	PC	0	3.00000	.0032	.0097
113-183105-17	CARBON FILM RESISTOR 18K OHM 1/4W +-5% R655	PC	0	1.00000	.0030	.0030
113-184105-17	CARBON FILM RESISTOR 180K OHM 1/4W +-5% R151,156	PC	0	2.00000	.0028	.0056
113-202605-75	METAL OXIDE FILM RESISTOR 2K OHM 5W +-5% R416	PC	0	1.00000	.1154	.1154
113-221105-17	CARBON FILM RESISTOR 220 OHM 1/4W +-5% R411,112,106	PC	0	3.00000	.0028	.0084
113-221305-75	METAL OXIDE FILM RESISTOR 220 OHM 1W +-5% R413	PC	0	1.00000	.0192	.0192
113-222101-67	METAL FILM RESISTOR 2.2K OHM 1/4W +-1% R146	PC	0	1.00000	.0092	.0092
113-222105-17	CARBON FILM RESISTOR 2.2K OHM 1/4W +-5% R507,509,513,141,652,332,201,205,207	PC	0	9.00000	.0030	.0268
113-223101-67	METAL FILM RESISTOR 22K OHM 1/4W +-1% R606	PC	0	1.00000	.0092	.0092
113-223105-17	CARBON FILM RESISTOR 22K OHM 1/4W +-5% R646,129,312,314,417,406,208,209,346,111,614	PC	0	11.00000	.0028	.0307
113-224105-17	CARBON FILM RESISTOR 220K OHM 1/4W +-5% R333,653	PC	0	2.00000	.0028	.0056
113-229105-17	CARBON FILM RESISTOR 2.2 OHM 1/4W +-5% R125,342,327	PC	0	3.00000	.0028	.0084
113-229205-12	CARBON FILM RESISTOR 2.2 OHM 1/2W +-5% R139,351	PC	0	2.00000	.0062	.0123
113-229305-72	METAL OXIDE FILM RESISTOR 2.2 OHM 1W +-5% R203	PC	0	1.00000	.0192	.0192
113-229405-75	METAL OXIDE FILM RESISTOR 2.2 OHM 2W +-5% R902	PC	0	1.00000	.0240	.0240
113-229605-51	WIRE WOUND GEMENT RESISTOR 2.2 OHM 5W +-5% R901	PC	0	1.00000	.1654	.1654

** THIS SPARE LIST IS MADE FOR TECHNICAL / MAINTENANCE REFERENCE ONLY **

Print Date : 26/11/84 PRODUCT CODE : 932074-E00001-A7
 Page number : 8 DESCRIPTION : 932074-2 PAL/EG W/SCART/STEREO/OPTIONAL M.BLK 240V SAA "TEAC"

Component Part	Description / Location	Unit	Subs	Quantity Required	Unit Price	Amount
105-828103-02	FIXED INDUCTIVE COIL 0.82UH 10% AXIAL TYPE L101	PC	0	1.00000	.0342	.0342
105-829101-02	FIXED INDUCTIVE COIL 8.2UH 10% L301,302,303,304	PC	0	4.00000	.0342	.1368
111-104285-2A	VARIABLE RESISTOR 100KB (VA09CH1U20TMB100K HOKURIKU) VR303	PC	0	1.00000	.2308	.2308
113-100105-17	CARBON FILM RESISTOR 10 OHM 1/4W +-5% R601,119,108,140,134	PC	0	5.00000	.0028	.0139
113-101105-17	CARBON FILM RESISTOR 100 OHM 1/4W +-5% R624,625,650,643,644,638	PC	0	6.00000	.0030	.0179
113-101105-17	CARBON FILM RESISTOR 100 OHM 1/4W +-5% R309,317,318,319,322,326,336,337,338	PC	0	9.00000	.0030	.0268
113-101305-75	METAL OXIDE FILM RESISTOR 100 OHM 1W +-5% R130	PC	0	1.00000	.0192	.0192
113-102105-17	CARBON FILM RESISTOR 1K OHM 1/4W +-5% R921,329,352,331,402,107,126,325,330,613	PC	0	10.00000	.0028	.0279
113-102105-17	CARBON FILM RESISTOR 1K OHM 1/4W +-5% R619,617,607,608,618,620,621,634,637,641	PC	0	10.00000	.0028	.0279
113-102105-17	CARBON FILM RESISTOR 1K OHM 1/4W +-5% R638,639,642,109,143,153,320,302,328,157	PC	0	10.00000	.0028	.0279
113-102305-75	METAL OXIDE FILM RESISTOR 1K OHM 1W +-2% R414	PC	0	1.00000	.0192	.0192
113-103101-67	METAL FILM RESISTOR 10K OHM 1/4W +-1% R609	PC	0	1.00000	.0092	.0092
113-103105-12	CARBON FILM RESISTOR 10K OHM 1/4W +-5% R968,403	PC	0	2.00000	.0023	.0045
113-103105-17	CARBON FILM RESISTOR 10K OHM 1/4W +-5% R605,612,623,635,649,632,103,110,113,104	PC	0	10.00000	.0030	.0298
113-103105-17	CARBON FILM RESISTOR 10K OHM 1/4W +-5% R303,304,315,354,407,654	PC	0	6.00000	.0030	.0179
113-103105-17	CARBON FILM RESISTOR 10K OHM 1/4W +-5% R154,321,339,927,408	PC	0	5.00000	.0030	.0149
113-103405-75	METAL OXIDE FILM RESISTOR 10K OHM 2W +-5% R137	PC	0	1.00000	.0240	.0240
113-104105-17	CARBON FILM RESISTOR 100K OHM 1/4W +-5% R136,355	PC	0	2.00000	.0028	.0056
113-104205-12	CARBON FILM RESISTOR 100K OHM 1/2W +-5% R920	PC	0	1.00000	.0062	.0062
113-104305-75	METAL OXIDE FILM RESISTOR 100KOHM 1W +-5% R925	PC	0	1.00000	.0192	.0192
113-105105-17	CARBON FILM RESISTOR 1M OHM 1/4W +-5% R138	PC	0	1.00000	.0030	.0030
113-120305-75	METAL OXIDE FILM RESISTOR 12 OHM 1W +-5% R911	PC	0	1.00000	.0192	.0192
113-120405-75	METAL OXIDE FILM RESISTOR 12 OHM 2W +-5% R924	PC	0	1.00000	.0240	.0240
113-122105-17	CARBON FILM RESISTOR 1.2K OHM 1/4W +-5% R121,122,323,602	PC	0	4.00000	.0028	.0112
113-123105-17	CARBON FILM RESISTOR 12K OHM 1/4W +-5% R132,615	PC	0	2.00000	.0030	.0060

** THIS SPARE LIST IS MADE FOR TECHNICAL / MAINTENANCE REFERENCE ONLY **

Print Date : 26/11/84

PRODUCT CODE : 832074-000&I-AT

Page Number : 5

DESCRIPTION : 9320G-2 PAL/BG W/SCART/STEREO/OPTIONAL N.BLK 240V SAA "TEAC"

Component Part	Description / Location	Unit	Subs	Quantity Required	Unit Price	Amount
*** ASSEMBLY : 158-832074-ER-AD COM PART FOR CHASSIS ASS'Y (BG) "CPU322"						
001-220027-07	FLYBACK TRANSFORMER FCN20B027 SAMSUNG. T402	PC	0	1.00000	7.0702	7.0702
012-102340-06	SEMI-FIXED RESISTOR EVND8AA 03B13 1KB VR401,501	PC	0	2.00000	.0529	.1058
012-103340-06	SEMI-FIXED RESISTOR EVND8AA 03B14 10KB VR103	PC	0	1.00000	.0529	.0529
012-104340-06	SEMI-FIXED RESISTOR EVND8AA 03B15 100KB VR101	PC	0	1.00000	.0558	.0558
012-301350-06	SEMI-FIXED RESISTOR EVND2AA 03B32 300B VR503,505	PC	0	2.00000	.0587	.1173
012-501340-06	SEMI-FIXED RESISTOR EVND 8AA 03B52 500B VR302	PC	0	1.00000	.0529	.0529
012-502330-06	SEMI-FIXED RESISTOR EVND2AA 03B53 5KB VR502,504,501	PC	0	3.00000	.0587	.1760
012-505340-07	SEMI-FIXED RESISTOR EVND8AA 03B54 50KB VR102,301	PC	0	2.00000	.0529	.1058
013-100001-02	GLASS DELAY LINE (ADVANCE MOTION/WEI HAW YCS-EN645A11) DLY302	PC	0	1.00000	.9481	.9481
013-200005-00	Y-DELAY LINE YBL5DF18X DIY301	PC	0	1.00000	.4345	.4345
101-190710-96	HORIZONTAL DRIVE TRANSFORMER R0710 T401	PC	0	1.00000	.2885	.2885
101-288820-95	LINE FILTER 70MH L501	PC	0	1.00000	.7308	.7308
101-414025-94	SWITCHING POWER TRANSFORMER (HL4025B) T901	PC	0	1.00000	2.0769	2.0769
102-370600-02	TANK COIL / AFC COIL COILS 707851 T101,103	PC	0	2.00000	.1000	.2000
102-671300-02	SOUND IF COIL. COILS 710256 T102,104	PC	0	2.00000	.1000	.2000
102-770200-02	SECAM COLOR PAL DELAY LINE MATCHING COILS 707850 T301	PC	0	1.00000	.0865	.0865
105-100101-02	FIXED INDUCTIVE COIL 10UH +-10% L601	PC	0	1.00000	.0458	.0458
105-100103-02	FIXED INDUCTIVE COIL 10UH +-10% AXIAL TYPE L102	PC	0	1.00000	.0342	.0342
105-150101-02	FIXED INDUCTIVE COIL 15UH 10% L104	PC	0	1.00000	.0458	.0458
105-181101-02	FIXED INDUCTIVE COIL 180UH 10% L501	PC	0	1.00000	.0458	.0458
105-201106-02	CHOKE COIL 200UH 10% CH9012- 201K (ELEC PRODUCT) L903	PC	0	1.00000	.1682	.1682
105-220101-02	FIXED INDUCTIVE COIL 22UH 10% L305	PC	0	1.00000	.0458	.0458
105-650052-13	LINEARITY COIL 65UH FOR 20" CRT L401	PC	0	1.00000	.3423	.3423
105-689101-02	FIXED INDUCTIVE COIL 6.8UH 10% L103	PC	0	1.00000	.0342	.0342

Print Date : 26/11/94

PRODUCT CODE : 932074-E00031-AT

Page Number : 4

DESCRIPTION : 9320C-2 PAL/BC W/SCART/STEREO/OPTIONAL M.BLK 240V SAA "TEAG"

Component Part	Description / Location	Unit	Subs	Quantity Required	Unit Price	Amount
*** ASSEMBLY : 158-932074-ER-A1 NON-COMMON PART FOR CHASSIS ASS'Y (BB)						
003-131424-02	TUNER OSCAR UVE33-W24/R16-3649MITSUMI	PG	0	1.00000	9.0727	9.0727
105-100101-02	FIXED INDUCTIVE COIL 10UH +-10% L004	PC	0	1.00000	.0458	.0458
105-101101-02	FIXED INDUCTOR 100 UH QW-101K-455-703854 L003	PC	0	1.00000	.0342	.0342
107-105500-66	SOUND TRAP CERAMIC FILTER 5.5MHZ TPS-5.5MB MURATA CF103	PC	0	1.00000	.1465	.1465
107-305500-16	SOUND BYPASS CERAMIC FILTER 5.5MHZ SFE-5.5MB MURATA CF001	PC	0	1.00000	.1465	.1465
107-305740-16	SOUND BYPASS CERAMIC FILTER 5.74MHZ SFE-5.74MB MURATA CF101	PC	0	1.00000	.3600	.3600
107-306000-16	SOUND BYPASS CERAMIC FILTER 6.0MHZ SFE-6.0MB MURATA CF003	PC	0	1.00000	.1588	.1588
107-731500-00	SAW FILTER TSB-5308U (SANYO) SA102	PC	0	1.00000	1.3322	1.3322
107-738916-00	SAW FILTER TSB-5315 SANYO SA101	PC	0	1.00000	1.2487	1.2487
123-102350-90	CERAMIC CAP. 0.001 MFD 50V +-10% (B TYPE) C103	PC	0	1.00000	.0106	.0106
123-222466-41	CERAMIC CAP. 0.0022 MFD 400V +-20% ECK-DNS222MEX MATSUSHITA C912	PC	0	1.00000	.2058	.2058
160-103255-27	PIN CONNECTOR 3 PINS PLUG CN302	PC	0	1.00000	.0231	.0231
171-550084-02	84" AC LINE CORD (END-CUT)SAA APPW/7.5A PLUG.	PC	0	1.00000	.6154	.6154
191-301300-07	3 PIN SOCKET ASS'Y L=40MM (HALF CIRCLE) CN302 '1' & '3'	PC	0	1.00000	.0346	.0346

ASSEMB PRICE : 14.3350

** THIS SPARE LIST IS MADE FOR TECHNICAL / MAINTENANCE REFERENCE ONLY **

Print Date : 26/11/94

PRODUCT CODE : 932074-E00001-AT

Page Number : 3

DESCRIPTION : 9320G-2 PAL/BG W/SCART/STEREO/OPTIONAL M.BLK 240V SAA "TEAC"

Component Part	Description / Location	Unit	Subs	Quantity Required	Unit Price	Amount
*** ASSEMBLY : 155-000400-05-02 NON-COM PART HANDSET ASS'Y (FTT/STEREO)						
514-200407-10	SELF-TAPPING SCREW 2 X 7 B/T (HARDEN) FOR HANDSET	PC	0	1.00000	.0019	.0019
516-260408-10	SELF-TAPPING SCREW 2.0 X 8 P/T(HARDEN) FOR HANDSET	PC	0	2.00000	.0017	.0034
849-931301-00	CONTACT RUBBER KEY PAD		0	1.00000	.5577	.5577
889-931310-00	HANDSET COVER PLATE FOR W/O LCD REMOTE		0	1.00000	.0115	.0115
892-931308-04	DIAL KEY PLATE-ENG SID W/TEAC LOGO(FIT/ST.)38 KEYS W/O LCD		0	1.00000	.2038	.2038
900-931310-01	HANDSET TOP CABINET - MOULDED BLACK		0	1.00000	.2298	.2298
902-931310-01	HANDSET BOTTOM CABINET - MOULDED BLACK		0	1.00000	.1740	.1740
910-931301-01	BATTERY DOOR - BLACK MOULDED		0	1.00000	.0392	.0392
ASSEMB PRICE :						1.2215

** THIS SPARE LIST IS MADE FOR TECHNICAL / MAINTENANCE REFERENCE ONLY **

Print Date : 26/11/94

PRODUCT CODE : 932074-E00001-AT

Page Number : 2

DESCRIPTION : 9320G-2 PAL/BG W/SCART/STEREO/OPTIONAL M.BLK 240V 5AA "TEAC"

Component Part	Description / Location	Unit	Subs	Quantity Required	Unit Price	Amount
*** ASSEMBLY : 155-000400-06-00 COMMON PART FOR HANDSET ASS'Y (R/C 9313)						
107-800455-46	455K HZ RESONATOR CSB455EB MURATA CF701	PC	0	1.00000	.1980	.1980
113-101005-17	CARBON FILM RESISTOR 100 OHM 1/16W +-5% R704,705	PC	0	2.00000	.0044	.0088
113-102005-17	CARBON FILM RESISTOR 1K OHM 1/16W +-5% R705	PC	0	1.00000	.0044	.0044
113-103005-17	CARBON FILM RESISTOR 10K OHM 1/16W +-5% R702	PC	0	1.00000	.0044	.0044
113-109005-17	CARBON FILM RESISTOR 1 OHM 1/16W +-5% R708,710	PC	0	2.00000	.0044	.0088
113-479005-17	CARBON FILM RESISTOR 47K OHM 1/16W +-5% R703	PC	0	1.00000	.0044	.0044
113-682005-17	CARBON FILM RESISTOR 6.8K OHM 1/16W +-5% R701	PC	0	1.00000	.0044	.0044
127-478042-08	ELECT. CAP. 47 MFD 16V +-20% C701	PC	0	1.00000	.0288	.0288
139-600101-00	INFRARED EMITTER EL-101 KODENSHI LED701	PC	0	1.00000	.1340	.1340
131-210719-29	TRANSISTOR 2SA719R/S MATSUSHITA Q702	PC	0	1.00000	.0633	.0633
131-230945-00	TRANSISTOR 2SC945 NEG Q701	PC	0	1.00000	.0417	.0417
133-003010-33	I.C. 8AA3010T PHILIPS IC701	PC	0	1.00000	.7500	.7500
172-626006-42	UL 1007 TOP COAT WIRE AWG 26 60MM RED 10 X 10 MM FROM REMOTE PCB '3V' TO BATTERY CONTACT PLATE '+'	PC	0	1.00000	.0017	.0017
172-626008-40	UL 1007 TOP COAT WIRE AWG 26 80MM BLACK 10 X 10 MM FROM REMOTE PCB 'GND' TO BATTERY CONTACT PLATE '-'	PC	0	1.00000	.0022	.0022
172-726000-99	BARE WIRE 54MM W701-702	M	0	.11000	.0092	.0010
190-931302-02	REMOTE P.C.B.	PC	0	1.00000	.5346	.5346
773-036864-00	BATTERY CONTACT PLATE +VE		0	1.00000	.0173	.0173
773-222001-00	BATTERY CONTACT PLATE (+VE,-VE) W/NICKEL PLATING		0	1.00000	.0365	.0365
774-036862-00	BATTERY CONTACT SPRING -VE		0	1.00000	.0260	.0260
964-931301-00	SENSOR LENS		0	1.00000	.0275	.0275

ASSB PRICE : 1.8979

Print Date : 25/11/94
Page Number : 1

67-443/94
CTM487

<< B.O.M. PRICE LIST FOR CUSTOMER >> - CURRENCY (USD)

PRODUCT CODE : 932074-E00001-AT
DESCRIPTION : 9320G-2 PAL/BG W/SCART/STEREO/OPTIONAL M.BLK 240V SAA "TEAC"

ASSEMBLY NUMBER	DESCRIPTION
155-000400-06-00	COMMON PART FOR HANDSET ASS'Y (R/C 9313)
155-000400-06-02	NON-COM PART HANDSET ASS'Y (FTT/STEREO)
158-932074-E0-A1	NON-COMMON PART FOR CHASSIS ASS'Y (BG)
150-932074-E8-A0	COM PART FOR CHASSIS ASS'Y (BG) "CHU322"
159-932074-E0-A0	COMMON PART FOR CASING ASS'Y (BG)
159-932074-E0-A2	NON-COMMON PART FOR CASING ASS'Y (M.BLK)
161-000000-00-01	NON-COM PART FOR GER STEREO ASS'Y
163-932074-E0-A2	NON-COMMON PART FOR PACKING ASS'Y (BG)

** THIS SPARE LIST IS MADE FOR TECHNICAL / MAINTENANCE REFERENCE ONLY **

